



Professional Testing Labs, Inc








4918 Crater Lake Ave.
 Medford, OR 97504
 (541) 816-4166
 OLCC# 10156338460

Certificate of Analysis

For OLCC/OHA regulatory compliance

Report Date: 05/19/2023

Sample Type: Hemp Flower	Client:	Date Recieved: 05/11/2023	Sampling Method: SOP 033
Metric Batch ID:	Metric Source ID:	Lab Sample ID:	Client Address:
Grower License #:	Testing Performed: PO, PE, WA, MC, MY	Comments and Descriptions:	

Potency		Black Runtz											
	22.10%												
	Total THC's												
Moisture Content	Water Activity												
 Pass	 Pass												
Pesticides	Residual Solvents					Mycotoxins	Cannabinoid Ratios						
 Pass	 Not Tested					 Pass	 <table border="1"> <tr> <td>Cannabinoids:</td> <td>24.57%</td> </tr> <tr> <td>Total THC:</td> <td>22.10%</td> </tr> <tr> <td>Total CBD:</td> <td><LOQ%</td> </tr> <tr> <td>Total Minors:</td> <td>1.85%</td> </tr> </table>			Cannabinoids:	24.57%	Total THC:	22.10%
Cannabinoids:	24.57%												
Total THC:	22.10%												
Total CBD:	<LOQ%												
Total Minors:	1.85%												

Total THC and Total CBD are calculated in accordance with Oregon reporting requirement (OAR 333-064-0100). For cannabinoid analysis, only CBDA, CBD, THC, THCA, and Δ8-THC are ORELAP accredited analytes. Cannabinoid values reported for plant matter are corrected for dry weight. Oregon water activity action level is 0.65aw and moisture content action level is 15%. Pesticide limits determined by OAR 333-007-0400: Table 3. Residual Solvent limits determined by OAR 333-007-0410: Table 4. This report shall not be reproduced, unless in its entirety, without approval from Professional Testing Labs, Inc. Test results relate only to the sample material analyzed.

Approved by/date:


 Elijah Ballantyne
 Technical Director
 05/19/2023



Professional Testing Labs, Inc
 4918 Crater Lake Ave.
 Medford, OR 97504
 (541) 816-4166
 OLCC# 10156338460

Certificate of Analysis

For OLCC/OHA regulatory compliance

Date: 05/19/2023

Black Runtz			
Sample Type: Hemp Flower	Client:	Lab Sample ID:	Sampling Method: SOP 033
Metric Batch ID:	Address:	Grower License #:	Testing Performed: PO PE WA MC MY
Date Recieved: 05/11/2023	Harvest Date #:	Comments and Descriptions:	

Cannabinoid Analysis			
Date: 05/13/2023	Batch:	Analyst(s): JT,AM	Method: SOP 041
Analyte	% Dry Weight	LOQ (%)	Notes
CBDA	<LOQ	0.095	
CBD	<LOQ	0.095	
THC	.291	0.095	
THCA	21.202	0.095	
CBDV	<LOQ	0.095	
CBGA	0.565	0.095	
CBG	<LOQ	0.095	
THCV	<LOQ	0.095	
CBN	0.212	0.095	
Δ8-THC	0.852	0.095	
Δ10-THC	<LOQ	0.095	
CBC	<LOQ	0.095	
CBCA	0.225	0.095	
Total CBD	<LOQ	(CBDA*0.877)+CBD= Total CBD	
Total THC	22.109	(THCA*0.877)+THC= Total THC	
Total Minors	1.854	SUM% of Minor Cannabinoids	
Total Cannabinoids	24.571	Sum % Cannabinoids = Total Cannabinoids	

Moisture Content - PASS		Water Activity - PASS	
Date: 05/13/2023		Date: 05/13/2023	
Analyst:		Analyst:	Method: SOP 043
Moisture Content (%): 13.322		Water Activity (aw): 0.388	

LOQ = Limit of Quantitation, ND = Not Detected NT = Not Tested. Total THC and Total CBD are calculated in accordance with Oregon reporting requirement (OAR 333-064-0100). For cannabinoid analysis, only CBDA, CBD, THC, THCA, and Δ8-THC are ORELAP accredited analytes. Cannabinoid values reported for plant matter are corrected for dry weight. Oregon water activity action level is 0.65aw and moisture content action level is 15%. Shown values have been rounded to 3 decimal digits, whereas calculations are performed with all available digits. LOQ Values based on LOQ study available upon request. This report shall not be reproduced, unless in its entirety, without approval from Professional Testing Labs, Inc. Test results relate only to the sample material analyzed.

Approved by/date:
 Elijah Ballantyne
 Technical Director
 05/19/2023



Professional Testing Labs, Inc
4918 Crater Lake Ave.
Medford, OR 97504
(541) 816-4166
OLCC# 10156338460

Certificate of Analysis
For OLCC/OHA regulatory compliance

Date: 05/19/2023

Cannabinoid Analysis - Blank (230413ardbc_BMX) - Pass

Table with 5 columns: Date, Batch, Prep Analyst, Data Analyst, SOP. Main table with 5 columns: Analyte, % Dry Weight, LOQ (%), Recovery Limits, Notes. Rows include CBDA, CBD, THC, THCA, and Δ8 THC.

Cannabinoid Analysis - LCS (230413ardbc_LCS) - Pass

Table with 5 columns: Date, Batch, Prep Analyst, Data Analyst, SOP. Main table with 5 columns: Analyte, % Recovery, LOQ (%), Recovery Limits, Notes. Rows include CBDA, CBD, THC, THCA, and Δ8 THC.

LOQ = Limit of Quantitation, ND = Not Detected NT = Not Tested. Total THC and Total CBD are calculated in accordance with Oregon reporting requirement (OAR 333-064-0100). For cannabinoid analysis, only CBDA, CBD, THC, THCA, and Δ8-THC are ORELAP accredited analytes. Cannabinoid values reported for plant matter are corrected for dry weight. This report shall not be reproduced, unless in its entirety, without approval from Professional Testing Labs, Inc. Test results relate only to the sample material analyzed.

Approved by/date:

Handwritten signature of Elijah Ballantyne

Elijah Ballantyne
Technical Director
05/19/2023



Professional Testing Labs, Inc

4918 Crater Lake Ave.

Medford, OR 97504

(541) 816-4166

OLCC# 10156338460

Certificate of Analysis

For OLCC/OHA regulatory compliance

Date: 05/19/2023

Pesticide Analysis - (230411a_4) - Pass


Date: 05/14/2023				Batch:				Prep Analyst:				Data Analyst:				SOP:			
Analyte	Result (ppm)	Action Level	LOQ (ppm)	Analyte	Result (ppm)	Action Level	LOQ (ppm)	Analyte	Result (ppm)	Action Level	LOQ (ppm)	Analyte	Result (ppm)	Action Level	LOQ (ppm)	Analyte	Result (ppm)	Action Level	LOQ (ppm)
Abamectin	<LOQ	0.5	0.25	Imazalil	<LOQ	0.2	0.1												
Acephate	<LOQ	0.4	0.2	Imidacloprid	<LOQ	0.4	0.2												
Acequinocyl	<LOQ	2.0	1.0	Kresoxim-Methyl	<LOQ	0.4	0.2												
Acetamiprid	<LOQ	0.2	0.1	MGK-264	<LOQ	0.2	0.1												
Aldicarb	<LOQ	0.4	0.2	Malathion	<LOQ	0.2	0.1												
Azoxystrobin	<LOQ	0.2	0.1	Metaxyl	<LOQ	0.2	0.1												
Bifenazate	<LOQ	0.2	0.1	Methiocarb	<LOQ	0.4	0.2												
Bifenthrin	<LOQ	0.2	0.1	Methomyl	<LOQ	0.2	0.1												
Boscalid	<LOQ	0.4	0.2	Methyl Parathion	<LOQ	0.2	0.1												
Carbaryl	<LOQ	0.2	0.1	Myclobutanil	<LOQ	0.2	0.1												
Carbofuran	<LOQ	0.2	0.1	Naled	<LOQ	0.5	0.25												
Chlorantraniliprole	<LOQ	0.2	0.1	Oxamyl	<LOQ	1.0	0.5												
Chlorfenapyr	<LOQ	1.0	0.5	Paelobutrazol	<LOQ	0.4	0.2												
Chlorpyrifos	<LOQ	0.2	0.1	Permethrins ¹	<LOQ	0.2	0.1												
Clofentezine	<LOQ	0.2	0.1	Phosmet	<LOQ	0.2	0.1												
Cyfluthrin	<LOQ	1.0	0.5	Piperonyl Butoxide	<LOQ	2.0	1.0												
Cypermethrin	<LOQ	1.0	0.5	Prallethrin	<LOQ	0.2	0.1												
Daminozide	<LOQ	1.0	0.5	Propiconazole	<LOQ	0.4	0.2												
Diazinon	<LOQ	0.2	0.1	Propoxur	<LOQ	0.2	0.1												
Dichlorvos	<LOQ	1.0	0.5	Pyrethrins ²	<LOQ	1.0	0.5												
Dimethoate	<LOQ	0.2	0.1	Pyridaben	<LOQ	0.2	0.1												
Ethoprophos	<LOQ	0.2	0.1	Spinosad ³	<LOQ	0.2	0.1												
Etofenprox	<LOQ	0.4	0.2	Spiromesifen	<LOQ	0.2	0.1												
Etoxazole	<LOQ	0.2	0.1	Spirotetramat	<LOQ	0.2	0.1												
Fenoxycarb	<LOQ	0.2	0.1	Spiroxamine	<LOQ	0.4	0.2												
Fenpyroximate	<LOQ	0.4	0.2	Tebuconazole	<LOQ	0.4	0.2												
Fipronil	<LOQ	0.4	0.2	Thiacloprid	<LOQ	0.2	0.1												
Flonicamid	<LOQ	1.0	0.5	Thiamethoxam	<LOQ	0.2	0.1												
Fludioxonil	<LOQ	0.4	0.2	Trifloxystrobin	<LOQ	0.2	0.1												
Hexythiazox	<LOQ	1.0	0.5																

¹ Permethrins are measured as the cumulative residues of cis and trans isomers.

² Pyrethrins are measured as the cumulative residues of pyrethrin 1, cinerin 1, and jasmolin 1.

³ Spinosad is calculated as a sum of isomers Spinosad A and Spinosad D.

Approved by/date:


 Elijah Ballantyne
 Technical Director
 05/19/2023



Professional Testing Labs, Inc
 4918 Crater Lake Ave.
 Medford, OR 97504
 (541) 816-4166
 OLCC# 10156338460


Certificate of Analysis
 For OLCC/OHA regulatory compliance

Date: 05/19/2023

Pesticide Analysis - Blank (230413ardbc_MBX) - Pass

Date: 05/14/2023				Batch:				Prep Analyst:				Data Analyst:				SOP:			
Analyte	Result (ppm)	Recovery Limits (%)	LOQ (ppm)	Analyte	Result (ppm)	Recovery Limits (%)	LOQ (ppm)	Analyte	Result (ppm)	Recovery Limits (%)	LOQ (ppm)	Analyte	Result (ppm)	Recovery Limits (%)	LOQ (ppm)	Analyte	Result (ppm)	Recovery Limits (%)	LOQ (ppm)
Abamectin	<LOQ	<LOQ	0.25	Imazalil	<LOQ	<LOQ	0.1												
Acephate	<LOQ	<LOQ	0.2	Imidacloprid	<LOQ	<LOQ	0.2												
Acequinocyl	<LOQ	<LOQ	1.0	Kresoxim-methyl	<LOQ	<LOQ	0.2												
Acetamiprid	<LOQ	<LOQ	0.1	MGK-264	<LOQ	<LOQ	0.1												
Aldicarb	<LOQ	<LOQ	0.2	Malathion	<LOQ	<LOQ	0.1												
Azoxystrobin	<LOQ	<LOQ	0.1	Metalaxyl	<LOQ	<LOQ	0.1												
Bifenazate	<LOQ	<LOQ	0.1	Methiocarb	<LOQ	<LOQ	0.2												
Bifenthrin	<LOQ	<LOQ	0.1	Methomyl	<LOQ	<LOQ	0.1												
Boscalid	<LOQ	<LOQ	0.2	Methyl Parathion	<LOQ	<LOQ	0.1												
Carbaryl	<LOQ	<LOQ	0.1	Myclobutanil	<LOQ	<LOQ	0.1												
Carbofuran	<LOQ	<LOQ	0.1	Naled	<LOQ	<LOQ	0.25												
Chlorantraniliprole	<LOQ	<LOQ	0.1	Oxamyl	<LOQ	<LOQ	0.5												
Chlorfenapyr	<LOQ	<LOQ	0.1	Paclobutrazol	<LOQ	<LOQ	0.2												
Chlorpyrifos	<LOQ	<LOQ	0.5	Permethrins ¹	<LOQ	<LOQ	0.1												
Clofentezine	<LOQ	<LOQ	0.1	Phosmet	<LOQ	<LOQ	0.1												
Cyfluthrin	<LOQ	<LOQ	0.5	Piperonyl butoxide	<LOQ	<LOQ	1.0												
Cypermethrin	<LOQ	<LOQ	0.5	Prallethrin	<LOQ	<LOQ	0.1												
Daminozide	<LOQ	<LOQ	0.5	Propiconazole	<LOQ	<LOQ	0.2												
Diazinon	<LOQ	<LOQ	0.5	Propoxur	<LOQ	<LOQ	0.1												
Dichlorvos	<LOQ	<LOQ	0.1	Pyrethrins ²	<LOQ	<LOQ	0.5												
Dimethoate	<LOQ	<LOQ	0.1	Pyridaben	<LOQ	<LOQ	0.1												
Ethoprophos	<LOQ	<LOQ	0.1	Spinosad ³	<LOQ	<LOQ	0.1												
Etofenprox	<LOQ	<LOQ	0.2	Spiromesifen	<LOQ	<LOQ	0.1												
Etoxazole	<LOQ	<LOQ	0.1	Spirotetramat	<LOQ	<LOQ	0.1												
Fenoxycarb	<LOQ	<LOQ	0.1	Spiroxamine	<LOQ	<LOQ	0.2												
Fenpyroximate	<LOQ	<LOQ	0.2	Tebuconazole	<LOQ	<LOQ	0.2												
Fipronil	<LOQ	<LOQ	0.2	Thiacloprid	<LOQ	<LOQ	0.1												
Flonicamid	<LOQ	<LOQ	0.5	Thiamethoxam	<LOQ	<LOQ	0.1												
Fludioxonil	<LOQ	<LOQ	0.2	Trifloxystrobin	<LOQ	<LOQ	0.1												
Hexythiazox	<LOQ	<LOQ	0.5																

¹ Permethrins are measured as the cumulative residues of cis and trans isomers.
² Pyrethrins are measured as the cumulative residues of pyrethrin 1, cinerin 1, and jamaolin 1.
³ Spinosad is calculated as a sum of isomers Spinosad A and Spinosad D.

Approved by/date:

 Elijah Ballantyne
 Technical Director
 05/19/2023



Professional Testing Labs, Inc
 4918 Crater Lake Ave.
 Medford, OR 97504
 (541) 816-4166
 OLCC# 10156338460

Certificate of Analysis
 For OLCC/OHA regulatory compliance

Date: 05/19/2023

Pesticide Analysis - (230413ardbc_MYPELCS) - Pass

Date: 05/14/2023				PE Batch:				Prep Analyst:				Data Analyst:				SOP:			
Analyte	Recovery (%)	Recovery Limits (%)	LOQ (ppm)	Analyte	Recovery (%)	Recovery Limits	LOQ (ppm)	Analyte	Recovery (%)	Recovery Limits	LOQ (ppm)	Analyte	Recovery (%)	Recovery Limits	LOQ (ppm)	Analyte	Recovery (%)	Recovery Limits	LOQ (ppm)
Abamectin	60.12	50-150	0.25	Imazalil	80.15	60-120	0.1												
Acephate	85.95	60-120	0.2	Imidacloprid	92.3	60-120	0.2												
Acequinocyl	74.59	40-160	1.0	Kresoxim-methyl	68.7	60-120	0.2												
Acetamiprid	88.16	60-120	0.1	MGK-264	72.99	50-150	0.1												
Aldicarb	68.9	60-120	0.2	Malathion	70.5	60-120	0.1												
Azoxystrobin	80.94	60-120	0.1	Metalaxyl	89.75	60-120	0.1												
Bifenazate	61.08	60-120	0.1	Methiocarb	63.88	60-120	0.2												
Bifenthrin	89.73	50-150	0.1	Methomyl	78.78	60-120	0.1												
Boscalid	83.76	60-120	0.2	Methyl Parathion	78.33	50-150	0.1												
Carbaryl	78.66	60-120	0.1	Myclobutanil	65.22	60-120	0.1												
Carbofuran	87.94	60-120	0.1	Naled	63.81	50-150	0.25												
Chlorantraniliprole	91.95	60-120	0.1	Oxamyl	81.47	60-120	0.5												
Chlorfenapyr	90.09	60-120	0.1	Pacllobutrazol	69.11	60-120	0.2												
Chlorpyrifos	61.06	60-120	0.5	Permethrins ¹	74.43	50-150	0.1												
Clofentezine	72.38	60-120	0.1	Phosmet	79.3	50-150	0.1												
Cyfluthrin	76.8	50-150	0.5	Piperonyl butoxide	80.53	60-120	1.0												
Cypermethrin	80.93	50-150	0.5	Prallethrin	91.39	60-120	0.1												
Daminozide	109.52	60-120	0.5	Propiconazole	64.16	60-120	0.2												
Diazinon	62.75	60-120	0.5	Propoxur	79.83	60-120	0.1												
Dichlorvos	118.28	60-120	0.1	Pyrethrins ²	99.333	60-120	0.5												
Dimethoate	104.99	60-120	0.1	Pyridaben	79.66	50-150	0.1												
Ethoprophos	63.15	60-120	0.1	Spinosad ³	71.2	50-150	0.1												
Etofenprox	97.45	50-150	0.2	Spiromesifen	61.23	60-120	0.1												
Etoxazole	69.65	60-120	0.1	Spirotetramat	62.24	60-120	0.1												
Fenoxycarb	69.93	60-120	0.1	Spiroxamine	76.09	60-120	0.2												
Fenpyroximate	68.27	60-120	0.2	Tebuconazole	61.15	60-120	0.2												
Fipronil	71.32	60-120	0.2	Thiacloprid	91.37	60-120	0.1												
Flonicamid	110.88	60-120	0.5	Thiamethoxam	80.38	60-120	0.1												
Fludioxonil	87.12	50-150	0.2	Trifloxystrobin	74.79	60-120	0.1												
Hexythiazox	90.19	60-120	0.5																

Approved by/date:

¹ Permethrins are measured as the cumulative residues of cis and trans isomers.
² Pyrethrins are measured as the cumulative residues of pyrethrin 1, cinerin 1, and jamaolin 1.
³ Spinosad is calculated as a sum of isomers Spinosad A and Spinosad D.
 NR = No Report


 Elijah Ballantyne
 Technical Director
 05/19/2023



Professional Testing Labs, Inc

4918 Crater Lake Ave.
 Medford, OR 97504
 (541) 816-4166
 OLCC# 10156338460

Certificate of Analysis

For OLCC/OHA regulatory compliance

Date: 05/19/2023

Mycotoxin Analysis - (230411a_4) - Pass

Date: 05/14/2023		Batch:		Prep Analyst:	Data Analyst:	SOP:
Analyte	Result (ppb)	LOQ (ppb)	Action Level	Notes		
Aflatoxin B1	<LOQ	10	Cumulative			
Aflatoxin B2	<LOQ	10	Cumulative			
Aflatoxin G1	<LOQ	10	Cumulative			
Aflatoxin G2	<LOQ	10	Cumulative			
Total Aflatoxins	<LOQ	10	20			
Ochratoxin	<LOQ	10	20			

Mycotoxin Analysis - Blank (230413ardbc_BMX) - Pass

Analyte	Result (ppb)	LOQ (ppb)	Recovery Limit	Notes
Aflatoxin B1	<LOQ	10	<LOQ	
Aflatoxin B2	<LOQ	10	<LOQ	
Aflatoxin G1	<LOQ	10	<LOQ	
Aflatoxin G2	<LOQ	10	<LOQ	
Total Aflatoxins	<LOQ	10	<LOQ	
Ochratoxin	<LOQ	10	<LOQ	

Mycotoxin Analysis - LCS (230413ardbc_LCS) - Pass

Analyte	Recovery (%)	LOQ (ppb)	Recovery Limits	Notes
Aflatoxin B1	94.15	10	60-120%	
Aflatoxin B2	93.75	10	60-120%	
Aflatoxin G1	94.0	10	60-120%	
Aflatoxin G2	91.95	10	60-120%	
Ochratoxin	82.9	10	60-120%	

LOQ = Limit of Quantitation, ND = Not Detected NT = Not Tested. Aflatoxins are measured as the cumulative sum of B1, B2, G1, and G2 isomers.
 This report shall not be reproduced, unless in its entirety, without approval from Professional Testing Labs, Inc. Test results relate only to the sample material analyzed.

Approved by/date:

Elijah Ballantyne
 Technical Director

05/19/2023



Professional Testing Labs, Inc

4918 Crater Lake Ave.
Medford, OR 97504
(541) 816-4166
OLCC# 10156338460

Certificate of Analysis


For OLCC/OHA regulatory compliance

Date: 05/19/2023

Notes: NA

END OF REPORT

Approved by/date:


Elijah Ballantyne
Technical Director
05/19/2023